



Green Mountain

RESIDENCE

Luas Cluster 5,1 H



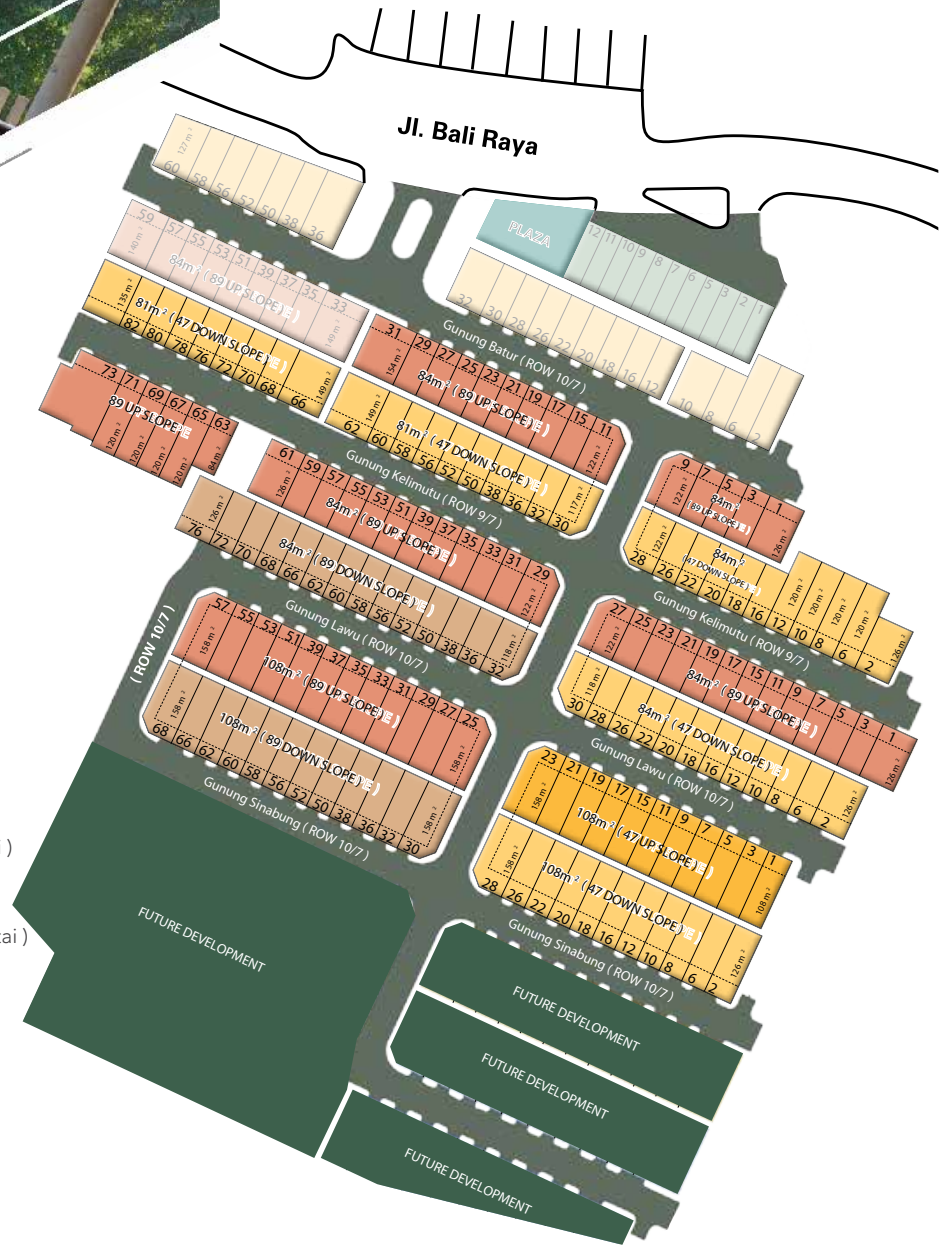
Type: A
LB: 47m² | Upslope & Downslope

Type: B
LB: 89 m² | Upslope & Downslope | 2 Lantai



SITEPLAN

- **Tipe A**
LB : 47 (Up Slope)
- **Tipe A**
LB : 47 (Down Slope)
- **Tipe B**
LB : 89 (Up Slope, 2 Lantai)
- **Tipe B**
LB : 89 (Down Slope, 2 Lantai)



SPESIFIKASI

PONDASI

Borpile / tiang pancang

STRUKTUR

Beton bertulang

DINDING

Bata ringan finish cat

ATAP

Rangka baja ringan + genteng Beton

PLAFOND

Rangka metal furring + gypsum

SANITARI

ex. AMERICAN STANDARD/setara

LANTAI

Keramik 40 X 40 cm (ex. MILAN/setara)

CAT

Exterior : Weathershield / Weathercoat

Interior : Standart

PINTU & JENDELA

Exterior : alumunium (ex. YKK/setara)

Daun pintu solid engineering

PENGOLAHAN LIMBAH

Bio Septic Tank

CARPOR

Rabat beton + Koral Sikat

LISTRIK

Daya 2200 VA

AIR

PDAM

TIPE A down slope




Denah Tipe A - 47
Down Slope

TIPE A up slope



Denah Tipe A - 47
Up Slope



TIPE B 2 Lantai


down slope



Denah Tipe B - 89 Down Slope
Lt. Dasar



Denah Tipe B - 89 Down Slope
Lt. Atas



TIPE B ²Lantai up slope



Denah Tipe B - 89 Up Slope
Lt. Dasar



Denah Tipe B - 89 Up Slope
Lt. Atas